



# Wide Footshape

## Size: Men's 12.5

### Finding Your Fit

With minimalist sandals, you want a close fit that matched your foot shape. We recommend printing a few sizes and shapes to determine which is best for you.

Place the paper on a hard surface and stand, centering your foot within the lines of the shape.

The fit should be close. Recommended about 1/8" in front of your toes and behind your heel. Some people may prefer slightly more, some slightly less.

Huarache style only: verify the toe plug is centered between your first and second toes, and is almost up against the skin between the toes.

Duo style only: We will widen the forefoot on the Duo sandals slightly to accommodate the strap thickness.



### Scaling

This is IMPORTANT to get correct! Be sure your printer settings are at 100% (not fitting/shrinking to paper) We've included both a ruler and a credit card outline to help you verify that your print out is correctly scaled.




line up with dotted line on the back half of the foot

### Need Something Customized?

All feet are different! While many people will find a good fit from one of our 4 footshapes, not everyone fits into these molds. We offer customization so you can have a minimalist sandal that fits, even if you have unique fitting challenges.

After trying all 4 shapes (or if you just KNOW that you need a custom shape), print out a size closest to your needs. Center your foot within the shape and draw new lines marking the shape you would like your sandal. You can also mark a new toe plug location if needed. Do this for both your left and right feet.

Scan and email your design to [deliberatelifedesigns@gmail.com](mailto:deliberatelifedesigns@gmail.com).


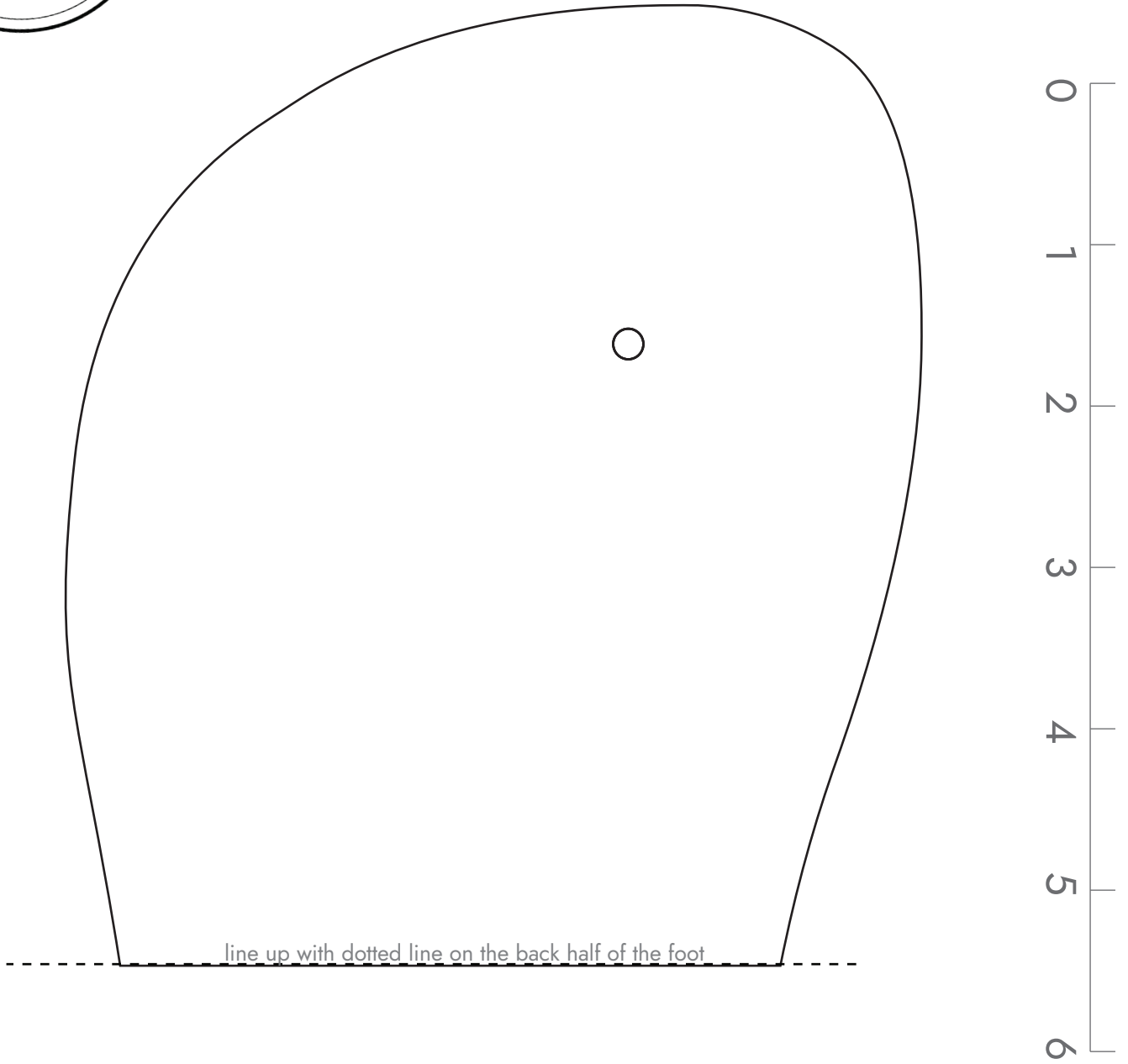


Credit Card



# Wide Footshape

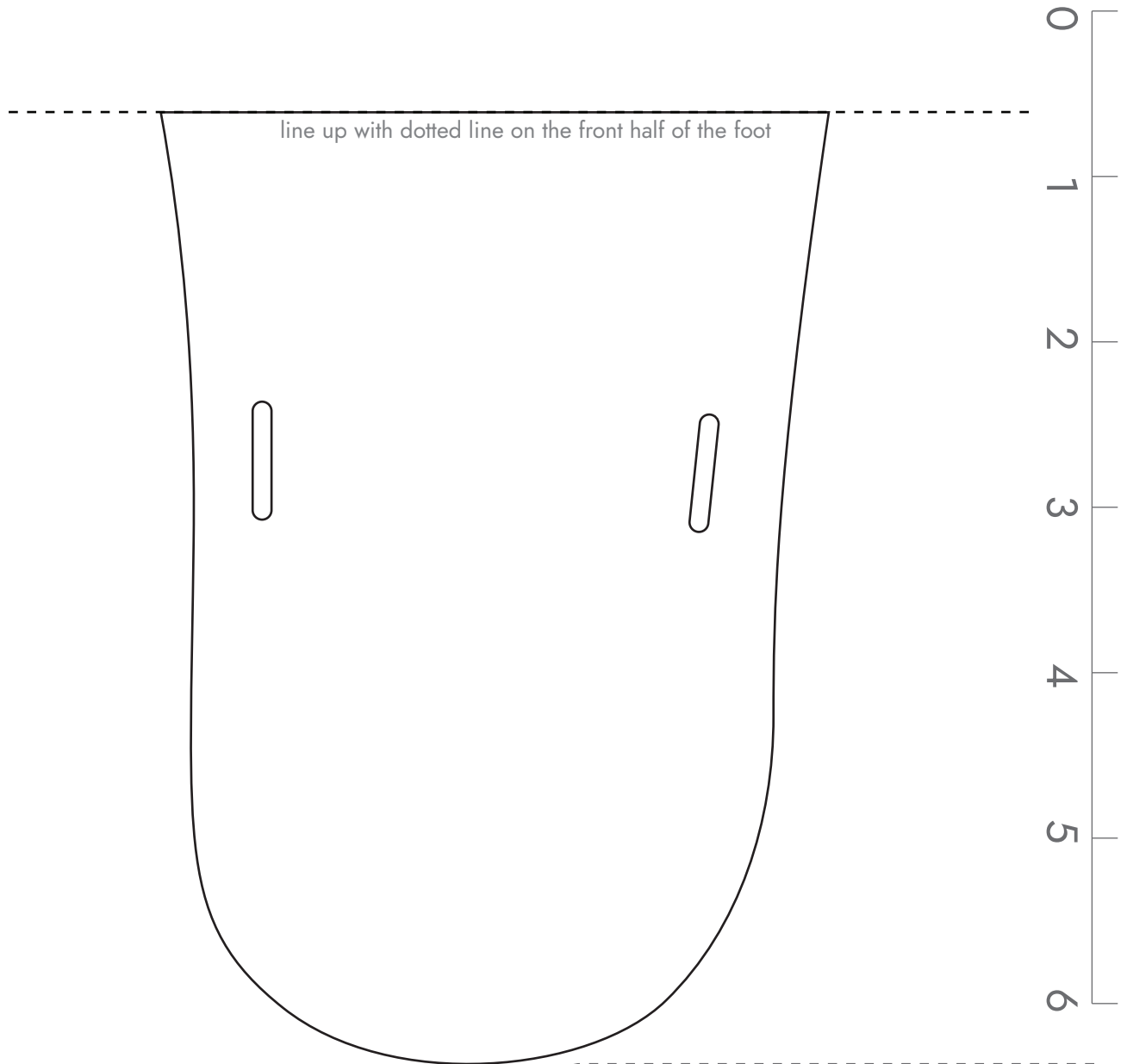
Size: Men's 12.5





# Wide Footshape

Size: Men's 12.5 (Right)



## Scaling

This is IMPORTANT to get correct! Be sure your printer settings are at 100% (not fitting/shrinking to paper) We've included both a ruler and a credit card outline to help you verify that your print out is correctly scaled.

Credit Card



# Wide Footshape

Size: Men's 12.5 (Left)

