



Narrow Footshape

Size: Men's 18

Finding Your Fit

With minimalist sandals, you want a close fit that matched your foot shape. We recommend printing a few sizes and shapes to determine which is best for you.

Place the paper on a hard surface and stand, centering your foot within the lines of the shape.

The fit should be close. Recommended about 1/8" in front of your toes and behind your heel. Some people may prefer slightly more, some slightly less.

Huarache style only: verify the toe plug is centered between your first and second toes, and is almost up against the skin between the toes.

Duo style only: We will widen the forefoot on the Duo sandals slightly to accommodate the strap thickness.



Scaling

This is IMPORTANT to get correct! Be sure your printer settings are at 100% (not fitting/shrinking to paper) We've included both a ruler and a credit card outline to help you verify that your print out is correctly scaled.




line up with dotted line on the back half of the foot

Need Something Customized?

All feet are different! While many people will find a good fit from one of our 4 footshapes, not everyone fits into these molds. We offer customization so you can have a minimalist sandal that fits, even if you have unique fitting challenges.

After trying all 4 shapes (or if you just KNOW that you need a custom shape), print out a size closest to your needs. Center your foot within the shape and draw new lines marking the shape you would like your sandal. You can also mark a new toe plug location if needed. Do this for both your left and right feet.

Scan and email your design to deliberatelifedesigns@gmail.com.

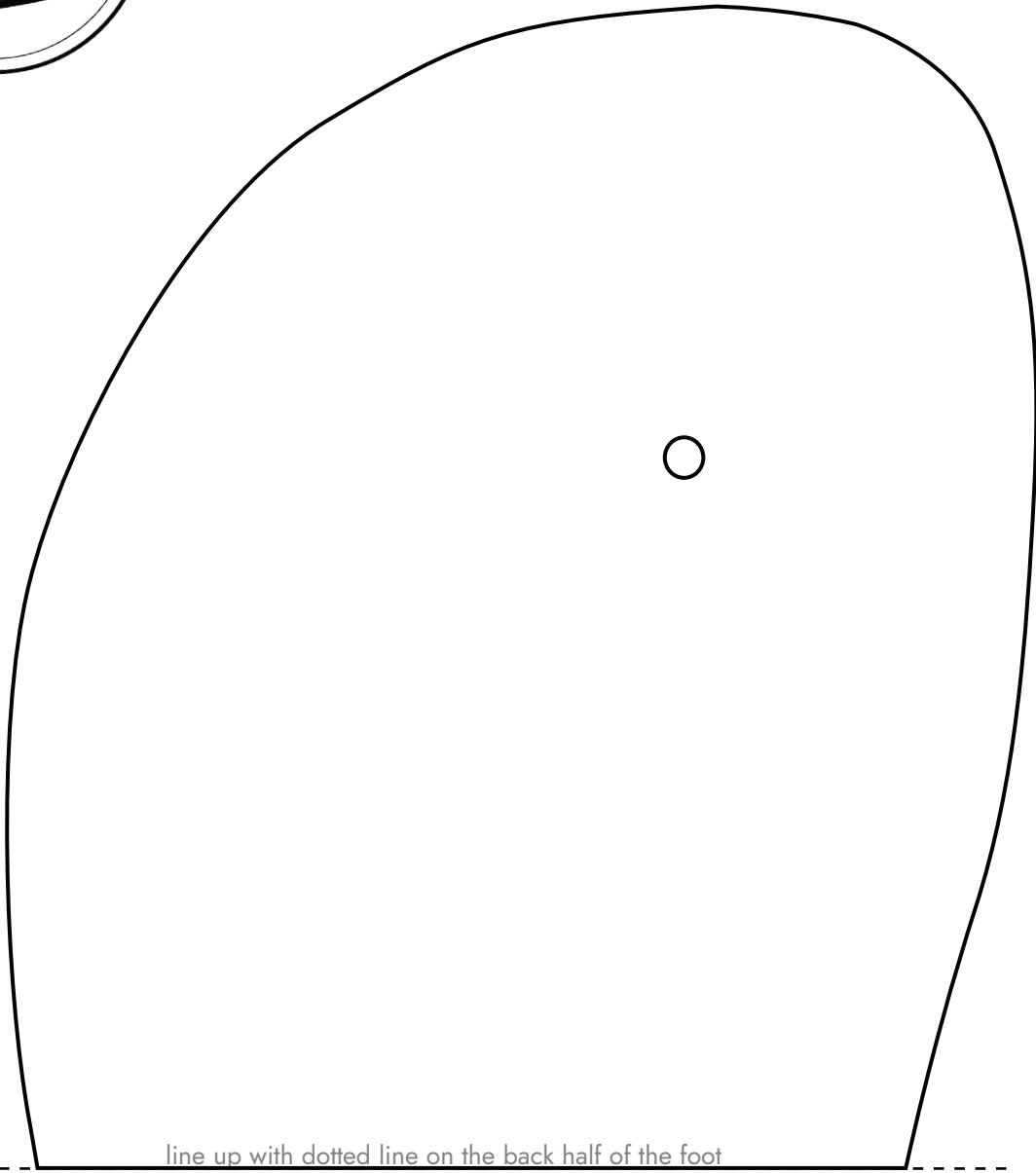


Credit Card




Narrow Footshape

Size: Men's 18



line up with dotted line on the back half of the foot

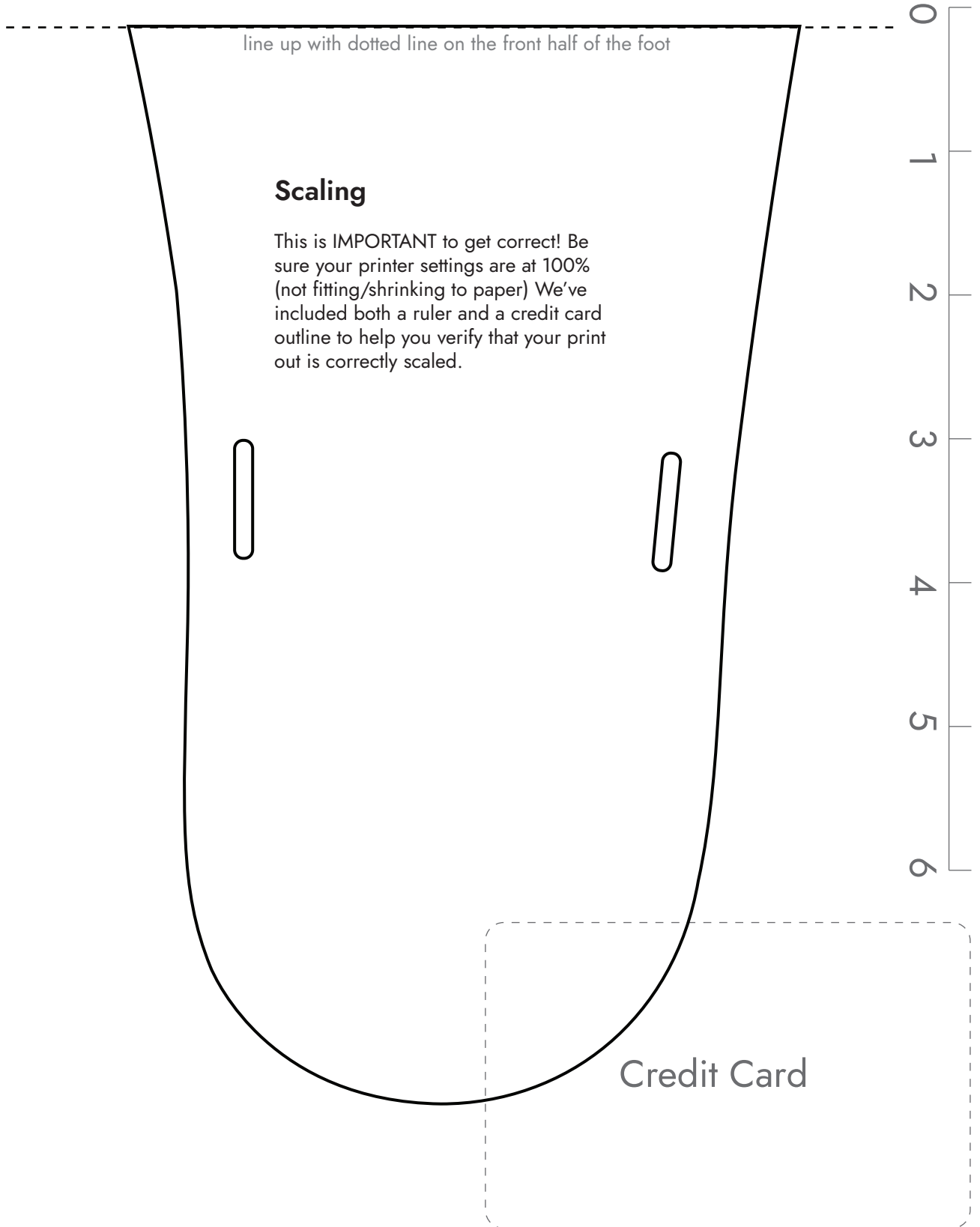


Credit Card



Narrow Footshape

Size: Men's 18 (Right)





Narrow Footshape

Size: Men's 18 (Left)

line up with dotted line on the front half of the foot

